



neelnox

LET
THERE
BE **DESIGN.**

FEATURES

- Premium 304 Grade Stainless Steel
- Solid Mount Construction
- Concealed Installation Hardware
- Solid End Cap provided for side opposite to the door for a seamless look



Offset Door Handle

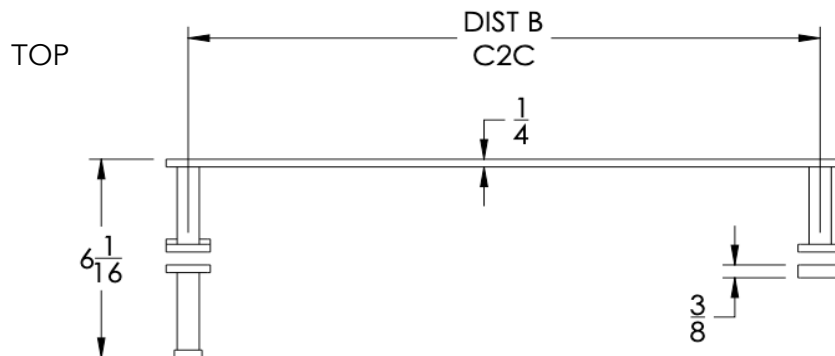
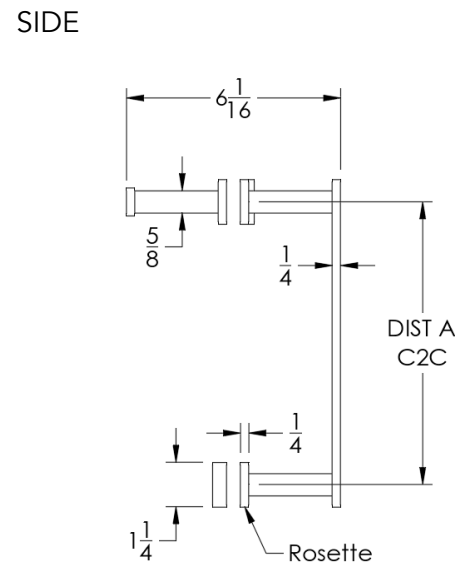
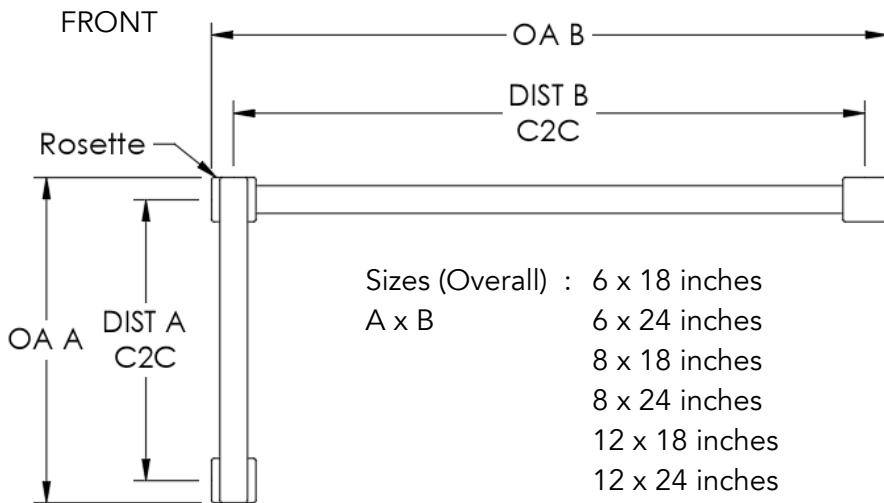
COLLECTION RHYME

OFFSET DOOR HANDLE

Model	Product	Finishes Available
RHM-OSD-XX-XX-GR	Offset Door Handle	Multiple finishes available. Over 23 finishes to choose from.

FINISHES			
Polished (-P)	Antique Copper (-ACOP)	Polished Gold (-PGLD)	
Brushed (-B)	Polished Brass (-PBRS)	Brushed Copper (-BCOP)	
Brushed Gold (-BGLD)	Matte White (-WHT)	Brushed Rose Gold (-BRGD)	
Matte Black (-BLK)	Brushed Modern Bronze (-BMBRZ)	Brushed Black (-BRBLK)	
Oil Rubbed Bronze (-ORB)	Glossy White (-GWHT)	Polished Black (-PBLK)	
Brushed Brass (-BBRS)	Polished Rose Gold (-PRGD)	Antique Nickel (-ANKL)	
Brushed Bronze (-BBRZ)	Unlacquered Brass (-UBRS)	Black Nickel (-NKBL)	
Antique Brass (-ABRS)	Polished Nickel (-PNKL)		

Overall Size		Center to Center				Model
OA 'A'	OA 'B'	C2C 'A'		C2C 'B'		
7 1/4"	x	19 1/4"	6"	x	18"	RHM-OSD6X18-GR
7 1/4"	x	25 1/4"	6"	x	24"	RHM-OSD6X24-GR
9 1/4"	x	19 1/4"	8"	x	18"	RHM-OSD8X18-GR
9 1/4"	x	25 1/4"	8"	x	24"	RHM-OSD8X24-GR
13 1/4"	x	19 1/4"	12"	x	18"	RHM-OSD12X18-GR
13 1/4"	x	25 1/4"	12"	x	24"	RHM-OSD12X24-GR



Installation Notes: Center to center hole drilling dimension are same as mentioned in column. Diameter of glass hole for installation is 1/2". Standard hardware supplied can accommodate glass thicknesses 1/4" to 1/2". Please contact us for custom hardware in case glass thickness exceeds 1/2".

NOTE: Dimensions in inches. Dimensions subject to change without notice.